

# Do-it-yourself Phorofter Breath Shield (PR-003) to aid Healthcare Providers during the COVID-19 Pandemic

## Instructions

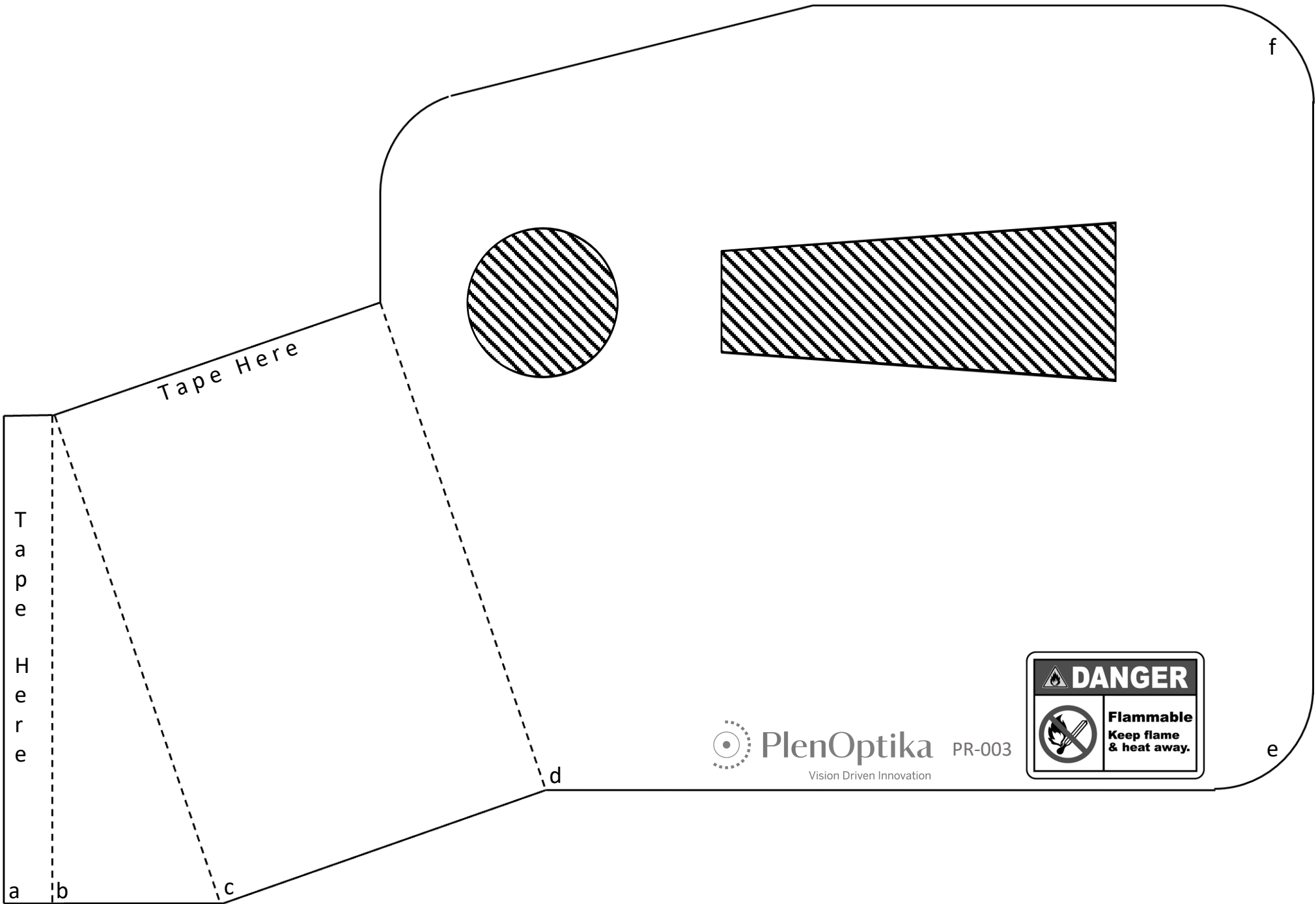
- 1) Print out pages 2 and 3 on transparent plastic sheets, similar to the ones used for overhead projectors
- 2) Cut along solid lines, and cut out the shaded area
- 3) Fold along dashed lines (b, c, d), alternating the direction each time
- 4) Tape / glue the two pieces together along the sections marked “Tape Here”
- 5) See demo video and get this file at [plenoptika.com/diy-shield](https://plenoptika.com/diy-shield)

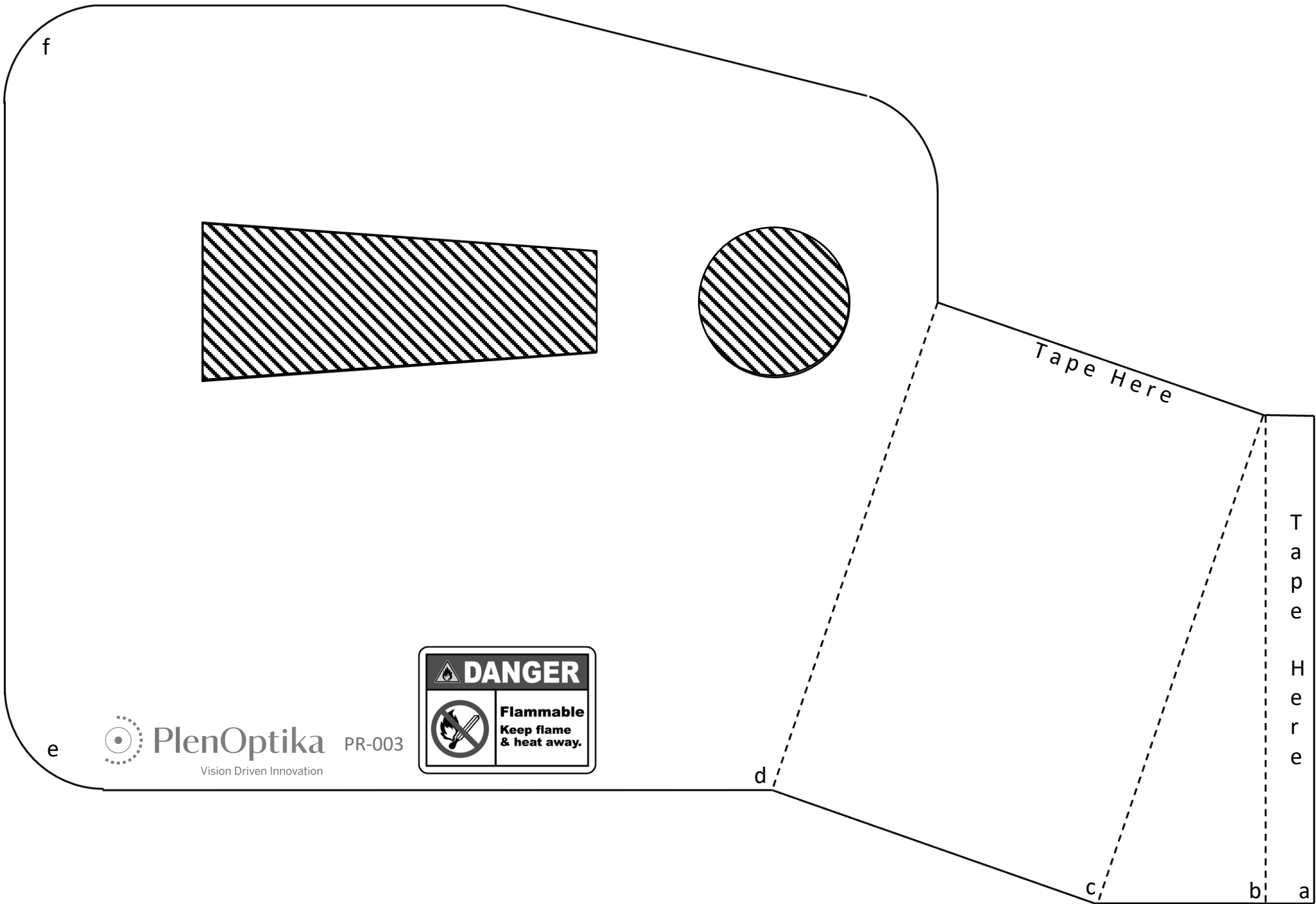
### For Phorofter Breath Shield Height Extension:

- i. Print out page 4 on transparent plastic sheets, similar to the ones used for overhead projectors
- ii. Cut out the rounded corners along the solid lines
- iii. Cut the page to the desired length
- iv. Cut out matching corners at the bottom of the page to round them off
- v. Fold along the dashed lines (c, d) and align them to the corresponding markers on the main shield
- vi. Tape or glue to the bottom of the Phorofter Breath Shield, matching the letters on the Height Extension (b, c, d) to those on the Breath Shield

### For Phorofter Breath Shield Side Extension:

- i. Print out page 5 on transparent plastic sheets, similar to the ones used for overhead projectors
- ii. Cut out the side extenders along the solid line
- iii. Cut to the desired width
- iv. Tape / glue to the sides of the Phorofter Breath Shield, matching the letters on Side Extension (e, f) to those on the Breath Shield








**PlenOptika**

Vision Driven Innovation

PR-003







# Materials

Laser or Inkjet Printer

2-4 8.5 x 11-inch transparency sheets per phoropter

Scissors

Tape or hot glue

Command Strips (for Digital Phoropters only)

# Instructions for use

PlenOptika, Inc. has developed the Phorofter Breath Shield and is donating it for free to optometrists, ophthalmologists, and eye care providers. The design is provided open-source along with “do-it-yourself” instructions to facilitate widescale adoption during the declared COVID-19 Public Health Emergency.

## **Compatibility with Phorofters**

The Phorofter Breath Shield was designed to attach onto manual and digital phorofters.

If the Phorofter Breath Shield does not attach well onto your phorofter, do not use.

## **Use after the COVID-19 Public Health Emergency is declared over**

**AFTER THE COVID-19 PUBLIC HEALTH EMERGENCY IS DECLARED OVER, THE USE OF THE PHOROFTER BREATH SHIELD SHOULD BE DISCONTINUED.**

# Disclaimer

THE PHOROPTER BREATH SHIELD IS NOT AN APPROVED MEDICAL DEVICE.

THE PHOROPTER BREATH SHIELD HAS NOT BEEN EVALUATED TO BLOCK OR PREVENT THE TRANSMISSION OF PATHOGENS (E.G., BACTERIA, VIRUS, ETC.), AND DOES NOT CLAIM TO REDUCE RISK OF DISEASE INFECTION, OR TO PREVENT ANY DISEASE.

THE PHOROPTER BREATH SHIELD IS NOT A REPLACEMENT FOR OTHER PPE.



# Cleaning Guidelines

ATTENTION: CLEAN THOROUGHLY BEFORE AND AFTER EACH USE

After every use or exposure to a patient or provider, the Phorofter Breath Shield should be removed and both sides should thoroughly cleaned with a disinfectant approved for use against SARS-CoV-2:

<https://www.cdc.gov/coronavirus/2019-ncov/community/disinfecting-building-facility.html>

<https://www.epa.gov/pesticide-registration/list-n-disinfectants-use-against-sars-cov-2>

This can include Super Sani-Cloth Germicidal Disposable Wipes.

Avoid rubbing with abrasive materials.

# PlenOptika, Inc. Phoropter Breath Shield Donation (Open-sourcing of design) Notice

The Secretary of Health and Human Services (HHS) has declared a public health emergency, giving rise to liability immunity under the PREP Act for medical countermeasures against COVID-19 (the “Authorized Purpose”) that satisfy certain conditions, including “qualified pandemic and epidemic products” in Section 319F-3 of the Act. This product shall only be used for the Authorized Purpose and not for resale.

PLENOPTIKA, INC. MAKES NO REPRESENTATIONS AND EXTENDS NO WARRANTIES OF ANY KIND, EXPRESS OR IMPLIED, REGARDING THE PHOROPTER BREATH SHIELD OR ITS DESIGN, AND MAKES NO EXPRESS OR IMPLIED WARRANTIES OF ANY KIND, INCLUDING, BUT NOT LIMITED TO, ANY WARRANTIES OF MERCHANTABILITY, TITLE, FITNESS, ADEQUACY OR SUITABILITY FOR A PARTICULAR PURPOSE, USE OR RESULT; ANY WARRANTIES OF FREEDOM FROM INFRINGEMENT OF

ANY DOMESTIC OR FOREIGN PATENTS, COPYRIGHTS, TRADE SECRETS OR OTHER PROPRIETARY RIGHTS OF ANY PARTY; AND ANY WARRANTIES THAT THE PHOROPTER BREATH SHIELD WILL PERFORM OR COMPLY WITH FEDERAL OR STATE LAWS AND REGULATIONS REGARDING MEDICAL SUPPLIES OR MEDICAL USES.

PlenOptika, Inc. shall not be liable for any claims, demands, damages, liabilities, or injuries, including, without limitation, for property damage, bodily injury, or death, or for any indirect, special, or consequential damages (the “Claims”), arising out of or in connection with the condition, performance, ownership, use of, or inability to use, the protective slit lamp shield. To the extent the Prep Act does not apply, Recipient and/or user is exclusively responsible for the inspection, storage, transfer, disposal, and/or use of the protective slip lamp shield and any Claims resulting therefrom.