

QuickSee *Free*

Autorefractometer designed for access-driven care

Fast, flexible refraction that fits high-volume, real-world care environments—without the constraints of traditional equipment.

Built for clinicians serving more patients with limited time and resources

Community health centers and community clinics face a common reality: high patient demand across adult and pediatric populations, limited staffing, and the need to deliver high-quality care efficiently.

QuickSee Free is designed to enable optometrists and clinical teams to perform autorefractometry at scale, without compromising clinical confidence. It provides fast, clinically accurate autorefractometry data that clinicians use to make informed refraction decisions—especially in high-throughput, mobile, or resource-constrained care environments.

The clinician remains the decision-maker. QuickSee Free helps them act with greater confidence, consistency, and efficiency.

Clinically accurate autorefractometry you can trust

Peer-reviewed clinical studies across adult and pediatric populations, including young children, demonstrate that objective measurements obtained with QuickSee technology show strong agreement with subjective refraction and accuracy comparable to benchmark desktop autorefractometers.

Across multiple studies:

- Mean differences versus subjective refraction are small and clinically acceptable
- High proportions of measurements fall within ± 0.50 D of subjective refraction
- Patient acceptance of eyeglasses prescribed from QuickSee-derived measurements is comparable to acceptance of glasses prescribed from subjective refraction when masked and tested

These findings support QuickSee Free as a clinically reliable system for performing autorefractometry in appropriate care settings.



ABOUT QUICKSEE FREE

QuickSee Free is a handheld autorefractometer that uses wavefront aberrometry to perform objective refraction. QuickSee Free Pro includes both autorefractometry and keratometry in a single, efficient measurement.

Unlike traditional desktop autorefractometers, QuickSee Free is:

- Portable and battery-powered
- Designed for flexible workflows and multi-site care
- Suitable for clinic rooms, mobile units, and non-traditional exam environments

QuickSee Free and Free Pro are FDA Class I (510(k)-exempt), and ADA-compliant.

PEER-REVIEWED RESULTS IN

Ophthalmology

OVS OPTOMETRY and
VISION SCIENCE
Journal of the American Academy of Optometry

jaapos

**SCIENTIFIC
REPORTS**
natureresearch

Designed for workflows where chair time matters

QuickSee Free is designed for environments where efficiency directly affects access to care.

Fast, efficient measurements

- Binocular measurements completed in ~10 seconds
- Minimal setup and no dedicated exam lane required

Reduced bottlenecks in high-volume care

- Provides a strong starting point for refraction decisions
- Supports consistent objective inputs across clinicians and sites

Scales across care models

- Fixed clinics
- Mobile units and outreach programs
- Multi-site FQHC systems

By enabling faster, more consistent refraction workflows, QuickSee Free helps clinics preserve clinician time for care that requires direct judgment and interaction.

Proven in underserved and high-access-need care settings

PlenOptika's wavefront-based autorefractometry technology has been used globally in programs serving underserved populations, pediatric screening initiatives, mobile clinics, community health settings, and outreach care models.

Across published case studies and field programs, clinicians have used QuickSee technology to:

- Perform accurate autorefractometry outside traditional exam rooms
- Support mobile and outreach vision services
- Improve access to eyeglass prescriptions for patients who might otherwise go untreated
- Identify patients who need referral for additional eye health evaluation

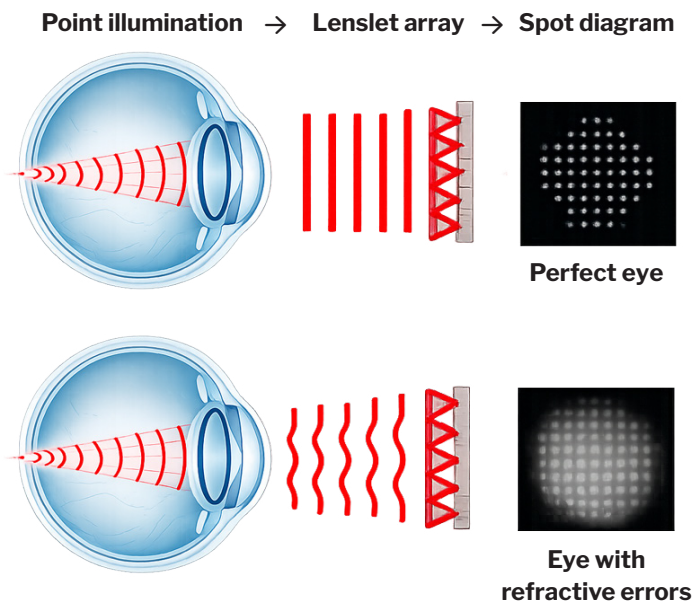
This real-world experience informs the design and use of QuickSee Free in today's community and safety-net care environments.

“Quite honestly, your device single handedly gave a rock solid foundation to our efforts to help these people having near zero health care resources.”

Dr Randall Thomas, OD, FAAO, MPH a veteran of medical mission trips to populations in need, performs vision care services in the communities he visits.

Multimodal wavefront aberrometry: A more complete optical picture

Wavefront aberrometry measures how light travels through the eye, capturing both low- and high-order aberrations from a single measurement.



QuickSee Free Pro's multimodal LOA/HOA picture provides clinicians with a more complete optical view than conventional autorefractors. In most patients, this supports more precise dialing-in of refraction. In less common cases where best-corrected visual acuity cannot reach 20/20, the presence of higher-order aberrations can help clinicians identify whether other aspects of the visual system may be contributing to reduced acuity.

QuickSee Free and Free Pro brings established wavefront science into a practical, handheld system designed for everyday clinical use.



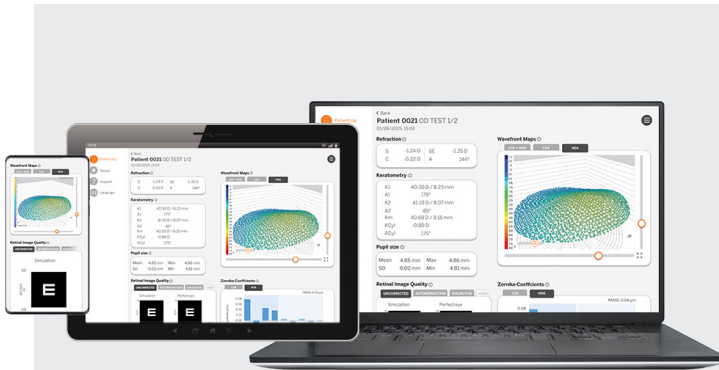
Companion App: Expanding clinical utility

QuickSee Free and Free Pro work with a no-cost Companion App that extends the device into a connected refraction system. While not required to perform refraction, the Companion App significantly expands what clinics can do with the data QuickSee Free captures.

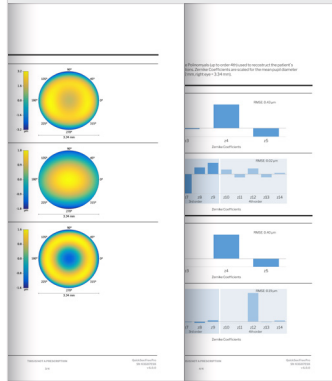
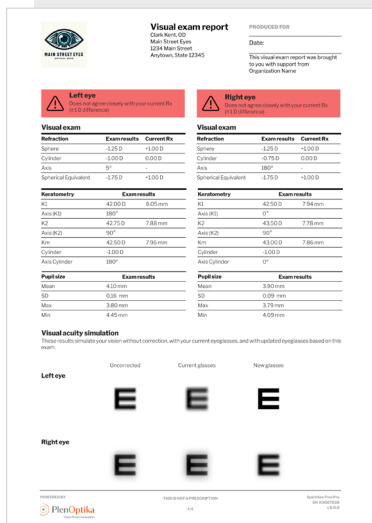
The Companion App provides:

- More detailed refraction analysis UI for each patient, including wavefront maps and advanced metrics (Pro)
- Patient record management at scale, enabling clinics to manage refraction data across many patients and across multiple devices
- Visualization tools that help clinicians review and explain refraction findings
- Secure data management and reporting to support documentation and follow-up
- Ongoing software updates and device support at no additional cost

Together, QuickSee Free and the Companion App form a lightweight care platform that supports both point-of-care refraction and downstream clinical workflows—capabilities not typically available in conventional AR/K devices.



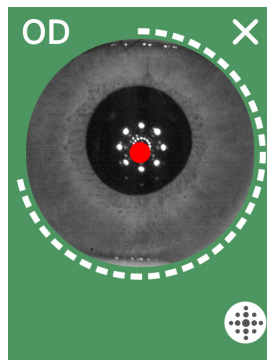
The QuickSee Free Companion App elevates your exam analysis and patient care with advanced refraction metrics, including wavefront maps, acuity simulations, and detailed printable reports.



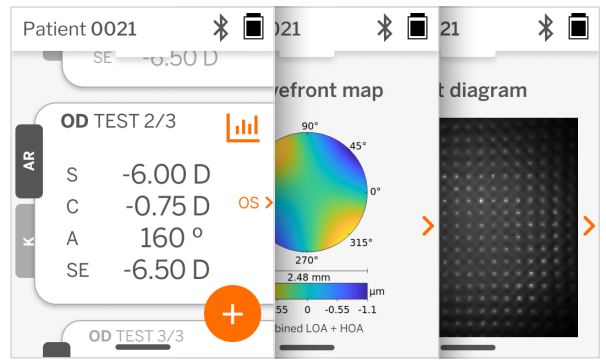
QuickSee Free's design and UI are modern and friendly



Handheld design lets you examine any patient, including those bed-bound or with mobility issues



Video view for fast camera-aided alignment; continuous measurement for results in less than 10 seconds



Interface supports 17 languages; Bluetooth printer compatible and advanced refraction metrics available in the Companion App

QuickSee *Free*

Who QuickSee Free is for

QuickSee Free and Free Pro are well-suited for:

- Community health centers serving adults and children
- Pediatric and family vision care programs
- Mobile vision clinics
- Multi-site and rotating-provider care models
- Clinics seeking to improve access and efficiency without compromising care quality

Designed around clinical judgment and responsibility

QuickSee Free is designed to work with clinicians, not around them.

By providing reliable, clinically accurate autorefractive data quickly and consistently, it enables optometrists to:

- Make confident refraction decisions in high-volume settings
- Allocate chair time where it has the greatest clinical value
- Extend access to high-quality vision care in underserved communities

Next steps

If you would like to see QuickSee Free or Free Pro in use, the next step is to schedule a demo or an on-site trial.

An on-site evaluation allows your team to assess autorefractive accuracy, workflow fit, and usability in your own care environment, with your patient population and staffing model.



Request an on-site trial



See videos of measurement and the Companion App in action

QuickSee Free enables clinicians to perform refraction using objective measurements. Clinical judgment and comprehensive eye examinations remain the responsibility of the licensed provider.



PlenOptika, Inc.
955 Massachusetts Avenue, Number 339
Cambridge, Massachusetts 02139

plenoptika.com
@plenoptika LinkedIn / Instagram / Facebook